




Submittal Data Sheet

AY-XPC12CU / AE-X12CU

12,000 BTU Inverter Single Zone Wall Mounted Heat Pump

Job Name:	
Reference:	Date:



**Product Features**

- A2L refrigerant R32
- Energy Star Cold Climate certified
- High efficiency operation down to -17°F (-27°C)
- Safe "Hot Gas Pipe" de-icing system
- 50ft long "Coanda Airflow"
- "Multi Space" air circulation
- Built-in Wi-Fi Adapter



Sharp Air app available in Apple® App Store and Google® Play Store.

CAPACITIES and POWER INPUT			
Cooling at 95°F	Max. Capacity	BTU/H	13,600
	Rated Capacity	BTU/H	12,000
	Min. Capacity	BTU/H	2,800
	Max. Power Input	W	1,200
	Rated Power Input	W	960
	Moisture Removal	Pints/h	3.2
	Sensible Heat Factor	%	72.6
	Power Factor	%	85
Heating at 47°F	Max. Capacity	BTU/H	19,000
	Rated Capacity	BTU/H	14,000
	Min. Capacity	BTU/H	3,200
	Max. Power Input	W	1,800
Heating at 17°F	Max. Capacity	BTU/H	15,000
	Rated Capacity	BTU/H	15,000
	Max. Power Input	W	1,740
	Rated Power Input	W	1,740
Heating at 5°F	Max. Capacity	BTU/H	12,700
	Max. Power Input	W	1,670
Heating at -4°F	Max. Capacity	BTU/H	10,700
Heating at -13°F	Max. Capacity	BTU/H	9,000
Heating at -17°F	Max. Capacity	BTU/H	8,000

NOTE: Test conditions are based on AHRI 210/240.

Cooling at 95°F	Indoor: 80°F (26.7°C) DB / 67°F (19.4°C) WB Outdoor: 95°F (35.0°C) DB / 75°F (23.9°C) WB
Heating at 47°F	Indoor: 70°F (21.1°C) DB / 60°F (15.6°C) WB Outdoor: 47°F (8.3°C) DB / 43°F (6.1°C) WB
Heating at 17°F	Indoor: 70°F (21.1°C) DB / 60°F (15.6°C) WB Outdoor: 17°F (-8.3°C) DB / 15°F (-9.4°C) WB
Heating at 5°F	Indoor: 70°F (21.1°C) DB / 60°F (15.6°C) WB Outdoor: 5°F (-15.0°C) DB / -3°F (-16.1°C) WB
Heating at -4°F	Indoor: 70°F (21.1°C) DB / 60°F (15.6°C) WB Outdoor: -4°F (-20.0°C) DB / -°F (-°C) WB
Heating at -13°F	Indoor: 70°F (21.1°C) DB / 60°F (15.6°C) WB Outdoor: -13°F (-25.0°C) DB / -°F (-°C) WB
Heating at -17°F	Indoor: 70°F (21.1°C) DB / 60°F (15.6°C) WB Outdoor: -17°F (-27.2°C) DB / -°F (-°C) WB

EFFICIENCIES		
SEER/SEER2		21.0 / 22.0
EER2		12.5
HSPF (IV) /HSPF2 (IV)		12.5 / 11.0
HSPF (V) /HSPF2 (V)		9.6 / 9.0
COP at 47F		3.98
COP at 17F at Max. Capacity		2.44
COP at 5F at Max. Capacity		2.1
COP at -17F at Max. Capacity		1.8

ELECTRICAL		
Voltage, Phase, Frequency		208/230, 1, 60
Guaranteed Voltage Range	V AC	187 - 253
Voltage: Indoor - Outdoor, S1-S2	V AC	208/230
Voltage: Indoor - Outdoor, S2-S3	V DC	24
Short-circuit Current Rating (SCCR)	kA	5
Rated Running Current (Cool/Heat)	A	4.9/5.3
MCA (Indoor/Outdoor)	A	0.3/11.0
Maximum Fuse Size (MOCP)	A	15
Circuit Breaker	A	15
Wire Size (Indoor - Outdoor)	AWG	14

COMPRESSOR		
Type		Single Rotary
Model	A	KSN98D42UFZA
Rated Load Amps	A	8.0
Oil Type		Ester Oil VG74
Oil Charge	oz (ml)	10.1 (300)

PIPING		
Gas Pipe Size O.D. (Flared)	In. (mm)	3/8 (9.52)
Liquid Pipe Size O.D. (Flared)	In. (mm)	1/4 (6.35)
Chargeless Piping Length	Ft. (m)	25 (7.6)
Min.-Max Pipe Length	Ft. (m)	10 (3) - 66 (20)
Maximum Height Difference	Ft. (m)	33 (10)

REFRIGERANT		
Type		R32
Refrigerant Control		Expansion Valve
Charge	oz. (g)	33.2 (940)
Additional Charge of Refrigerant	oz./Ft. (g/m)	0.16 (15)
Defrost Method		Reverse Cycle
De-icing System		Hot Gas Pipe

FAN and SOUND		Indoor Unit	Outdoor Unit
Fan		Cross Flow Fan	Propeller Fan
Fan Motor Full Load Amperage	A	0.3	0.7
Fan Motor Output	W	30	41
Airflow Rate at Cooling, Dry	CFM	438 / 385 / 307 / 219 / 145	
Airflow Rate at Cooling, Wet	CFM	402 / 353 / 281 / 201 / 133	1102
Airflow Rate at Heating, Dry	CFM	438 / 385 / 318 / 254 / 145	
Sound Pressure Level (Cooling)	dB(A)	42 / 39 / 34 / 27 / 23	49
Sound Pressure Level (Heating)	dB(A)	43 / 40 / 35 / 28 / 23	50

DIMENSION and WEIGHT		Indoor Unit	Outdoor Unit
Unit Dimensions	W x H x D: In. (mm)	34.6 x 11.4 x 9.0 (879 x 289 x 229)	30.7 x 21.3 x 10.6 (780 x 540 x 269)
Package Dimensions	W x H x D: In. (mm)	37.1 x 11.1 x 13.5 (942 x 282 x 342)	36.3 x 23.7 x 15.5 (922 x 603 x 393)
Unit Weight	lbs. (kg)	22 (10)	67 (30)
Package Weight	lbs. (kg)	24 (11)	71 (32)

OPERATING TEMPERATURE		Indoor Unit	Outdoor Unit
Cooling (Max. / Min.)	°F (°C)	90 / 70 (32.2 / 21.1)	115 / 14 (46.1 / -10)
Cooling Thermal Lock-out / Re-start Temperatures	°F (°C)	-	-
Heating (Max. / Min.)	°F (°C)	81 / - (27.2 / -)	75 / -17 (23.9 / -27)
Heating Thermal Lock-out / Re-start Temperatures	°F (°C)	-	-17 (-27)

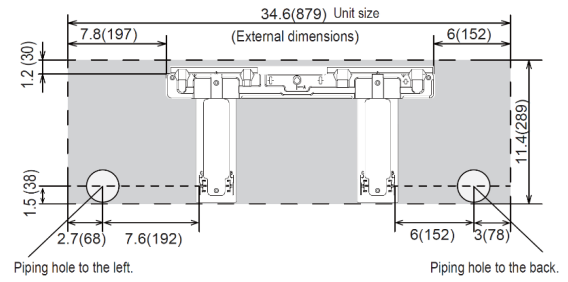

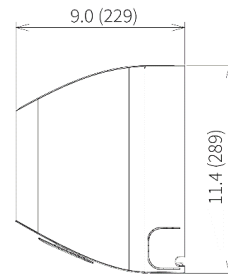
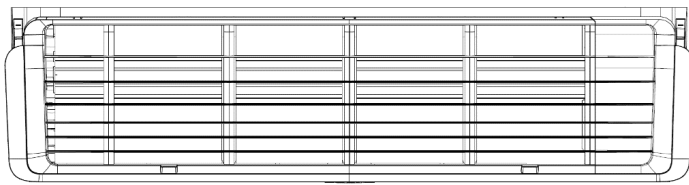
OTHERS		Indoor Unit	Outdoor Unit
Drain Pipe Size	In. (mm)	-	φ0.67 and φ0.79 (φ17 and φ20)
External Finish Color		Premium White	Warm Beige
Coating on Heat Exchanger		Normal Coating	Blue Fin Coating

NOTE: Test conditions are based on AHRI 210/240.

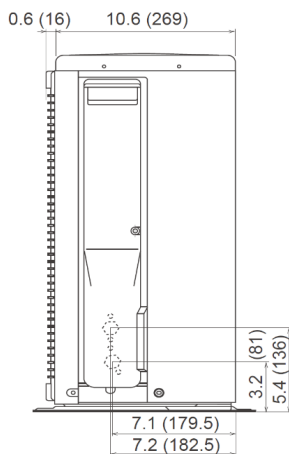

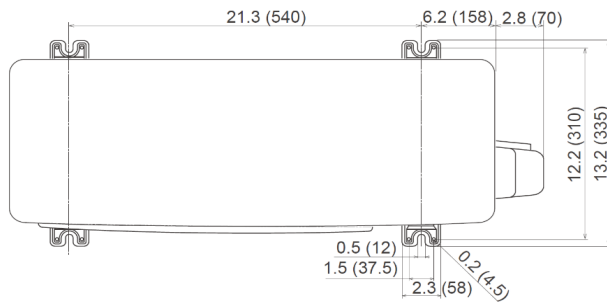
**DIMENSIONS: AY-XPC12CU / AE-X12CU**

**Indoor Unit**

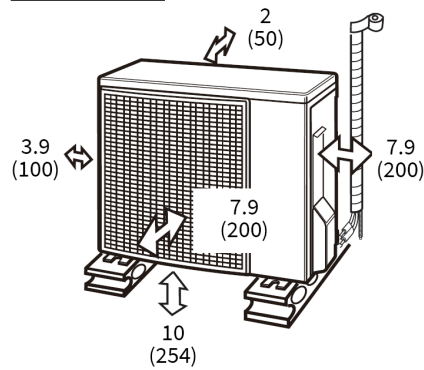
Length unit: inch (mm)



**Outdoor Unit**



**Required Space**



**SHARP**

Sharp Corporation, Japan  
2-1-25, Kyutaromachi, Chuo-ku, Osaka  
541-8522

